



iE-35

Portable amplifier

Instructions

English



PREFACE

Thank you for purchasing and using our iE-35 portable blowpipe speaker.
In order to let you better use all the functions of this product and understand the relevant safety issues, please read this manual carefully before using it;

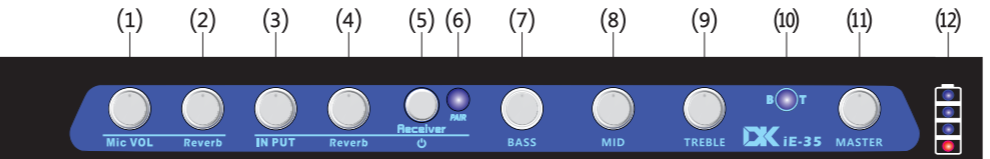
PRODUCT FEATURES

1. Appearance design: the surface adopts perspective relief design and adds backlight. It is fashionable and beautiful!
2. Acoustic design: the cavity structure and space of the product are subject to rigorous acoustic and airflow calculations;
3. Material selection:
Box Select 720g/cm³ with the best density and hardness according to the reflection conditions of the echo wall MDF sheet;
Speaker: Two 5.5 inch 25W 70 bubble side full frequency speakers are selected;
Amplifier power supply The combination of switching power supply and digital power amplifier has the advantages of high efficiency, power saving, small heat, light weight, etc;
4. Tone: It mainly plays the tone of the blowpipe, and can also be compatible with wooden guitar, Ukri, electric guitar, etc;
5. In put: Input: five input modes, including wired instrument, wireless instrument, microphone, Bluetooth and AUX;
6. Breathing lamp: the backlight will turn to breathing type after three minutes of stopping input, saving energy and electricity;
7. Link: lossless analog live broadcast recording can be realized;
8. Bluetooth: V5.0 version, featuring stable transmission, high rate, short delay, and strong HIFI decoding capability;

Product parameters

Rated power: 35W peak power: 45W Speaker: Full frequency5.5 " *25w*2; Adapter: Input ac110~240v 1A; Output USB DC5V 2000mA	Link: 3.5 socket; Input sensitivity / impedance: -8db/10kohm; Signal to noise ratio: 95dB
Instruments1:6.35 socket; Input sensitivity / impedance: -8db/10kohm; Instruments2:UHF wireless input; SNR: 95dB; Input sensitivity : -8db; Distance: ≤50M; Mic In:6.35 socket; SNR: 90dB	Supported devices: Android / ios / Microsoft Phones: 3.5socket(MONO)
Input sensitivity / impedance: -15db/2kohm; EQ: BASS : ± 15dB 100Hz; MID : ± 15dB 1.5kHz; TREBLE: ± 12dB 10kHz; Frequency response: 40Hz-16KHz	Bluetooth: V5.0 version, barrier free effective distance 15m Charging time: 2H; Endurance time: ≈4H; Package volume: L355* W240* H270mm N.W: 3.2kg G.W: 4.5kg

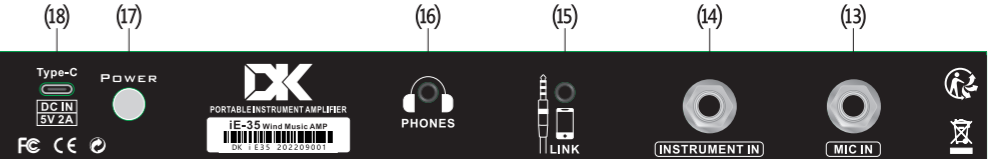
Panel functions

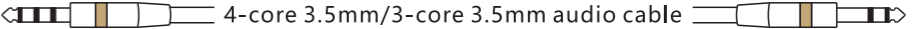


- (1) **Mic VOL:** Adjust the microphone volume input by (12);
- (2) **Reverb:** Adjust the microphone reverberation input by (12);
- (3) **IN PUT:** Adjust the volume of the instrument input by (13);
- (4) **Reverb:** Adjust the reverberation intensity of the instrument input by (13);
- (5)**Wireless switch:** press0.5S to turn the wireless receiver on/off, and the input audio is adjusted by (3), (4), (7), (8), (9), (11);
- (6)**Frequency alignment LED:** LED flashes during frequency alignment, and LED is always on after successful frequency alignment;
- (7)**BASS:** Adjust the input bass of (12) and (13) to 0dB at the midpoint, no increase or decrease;
- (8)**MID:** Adjust the input middle of (12) and (13) to 0dB at the midpoint, no increase or decrease;
- (9)**TREBLE:** Adjust the input treble of (12) and (13) to 0dB at the midpoint, no increase or decrease;

- (10) **B/T:** press briefly for 0.5 seconds to enable Bluetooth pairing status (device name: DK iE-35, LED flashes, prompt tone: "ding dong"; LED is always on after successful pairing; press briefly to play (LED flashes slowly)/pause (LED is always on) music; Double click to disconnect the current connection and enter the pairing state again; Long press for 2 seconds to turn off Bluetooth; (Every time you turn on Bluetooth, you will automatically connect the paired devices within 15 meters)
- (11)**Volume:** This knob can adjust the volume of the loudspeaker;
- (12)**Power LED:** Display the battery power, and each LED represents 25% of the power;

Backplane function



- (13)**MIC IN:**Connect the dynamic microphone for use (condenser microphone is not supported);
- (14)**INSTRUMENT:**It can connect folk guitar, Ukri, electric blowpipe and other musical instruments;
- (15)**LINK:** Use a 4-core 3.5mm audio cable to connect a mobile phone or laptop to achieve analog audio live broadcast; The 3-core 3.5mm audio cable can be used as AUX input;

- (16)**PHONES:**Connect headphones, and the volume is not controlled by the total master (10);
- (17)**POWER:**Press to turn on/off the power supply of the whole machine;
- (18)**DC IN:**The DC5V2A charger with USB interface can be used for charging. When charging, the power indicator (11) shows the power. After all four lights are on, it is recommended to continue charging for half an hour to reach the full saturation state; (It is recommended to turn off the machine for charging)

safety matters

1. Please keep this manual properly.
2. Before using this product, please carefully read the instructions and follow the instructions.
3. Please pay attention to all warning signs and requirements
4. Please do not operate and store this product near water, such as bathtub, swimming pool, wet basement, etc.
5. Keep the product in an open and dry place while charging, and keep it away from combustible materials and heating materials.
6. Please wipe the cleaning products with a slightly wet cloth. Washing is strictly prohibited.
7. Please do not use any accessories and accessories not provided by the original factory.
8. Please turn off the power switch and unplug the adapter when the product is not used for a long time.
9. Taking the weight of this product into consideration, please pay attention to safety when carrying and avoid crushing and crushing injuries.
10. If the product breaks down, please find a professional repairman to carry out the repair or under the guidance of the professional master. If you cannot handle the problem, please send the product or accessories back to the original factory for us to handle
11. Please take good care of the power cord and adapter, do not break it to avoid leakage risk.
12. This product can generate great sound pressure. Please adjust the volume to a proper position when you use it, Please turn down the volume knob and turn on the power switch.
- 13.When not using the product for a long time, it is recommended to shut down the product after it is fully charged, and do charging and discharging maintenance for the product within 3-6 months;

Package content

1. One iE-35 amplifier;
2. One USB to Type-C charging line;
3. A product manual;
4. One wireless transmitter;
5. A amplifier strap;