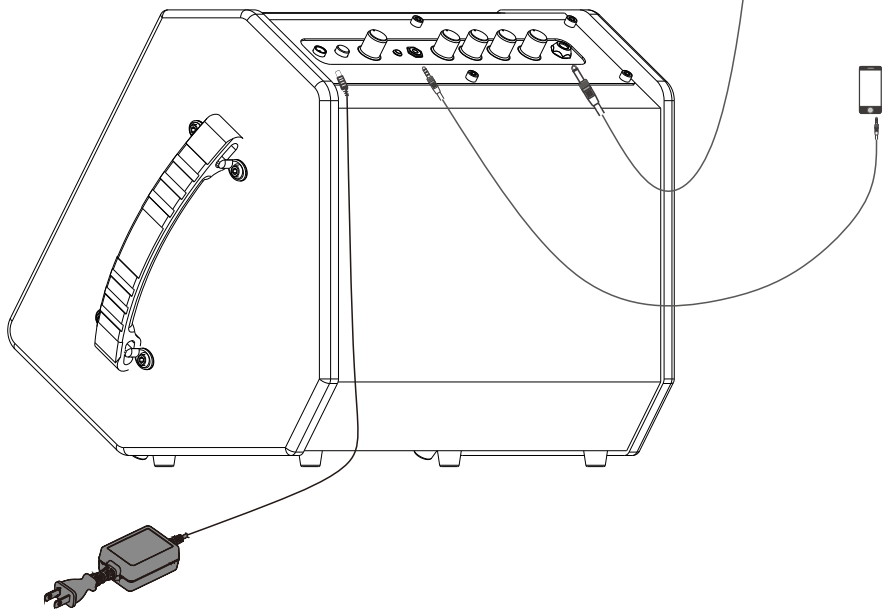





Drum amplifier

Instructions

English



Introduction

Thank you for purchasing and using our iD-35 multi-function listening speaker. In order to make you better use of all the functions of this product and understand the relevant safety matters, please read this manual carefully before use.

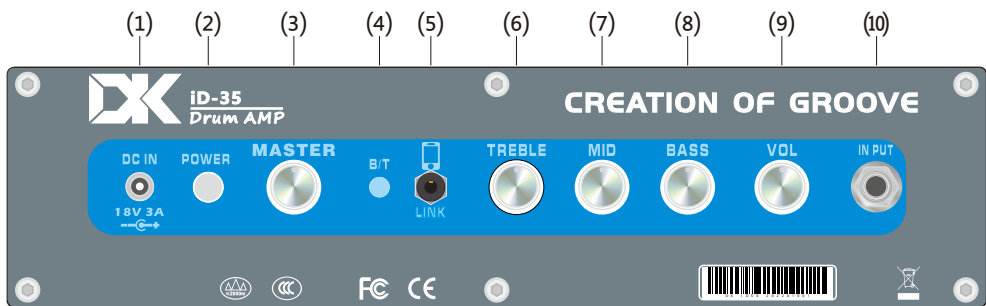
Feature

1. Shape design: This product adopts perspective relief panel plus backlight, fashion trend!
2. Acoustic design: THE cavity structure and space size of the product are set according to the frequency response curve of the horn!
3. critical material:
Sheet. Select 720g/cm³ MDF material with suitable density and hardness;
Speaker. Choose 8 inch 50W bass with 2 inch silk film treble, low frequency powerful, high frequency clear;
Amplifier. Switch power supply and digital power amplifier combination, with high efficiency, light weight, small heat, long life and other characteristics;
4. Timbre: The main product is electric drum timbre, but also compatible with electric steel, bass and other instruments;
5. Backlight: The product will enter standby mode after three minutes of silence, and the backlight will turn to breathing type!
6. Link: the product is configured with an internal recording interface, which can output pure analog signals;

Product Parameter

Rated power: 35W	Link: 3.5 socket;
peak power: 50W	Input impedance: 22kohm
Speaker: Bass 8 " *50w*1; Treble 2 " *15w*1	Signal to noise ratio: 95dB
Adapter: input ac110~240v 1A;	Supported devices: Android / ios / Microsoft
Output dc18v3000mA	
In put:6.35 socket; SNR: 95dB	Bluetooth: V5.0 version, barrier free effective distance 15m
Input sensitivity / impedance: 0db/20kohm;	Recording mode: analog 3.5 audio output
EQ:	
BASS : ± 10dB 60Hz;	Package volume: L360* W360* H400mm
MID : ± 10dB 1.25kHz;	N.W: 5.2kg G.W: 6.5kg
TREBLE: ± 10dB 8kHz;	
Frequency response: 20Hz-20KHz	

Panel description



- (1).**DC IN**: Input DC18V3A adapter to power the speaker (please use the original adapter);
- (2).**POWER SW**: Press to turn on the power of the whole machine;
- (3).**MASTER**:Adjust the volume of the horn (link is not controlled by this knob);

- (4).**B/T**:Click to turn on Bluetooth and enter the status of waiting for pairing (device name: DK iD35, LED flash); After successful pairing, the LED is always on (accompanied by a prompt tone); Click to play/pause music; Double click to disconnect the current connection and enter the pairing state again; Long press for 2 seconds to turn off Bluetooth;
- (5).**LINK**: The 4-core cable can be used to connect the mobile phone or notebook for audio playback and recording; The 3-core wire can also be used as AUX input;
(Please distinguish the two audio cables)



- (6).**TREBLE**: Adjust the input treble of (10) to 0dB at the midpoint, no increase or decrease;
- (7).**MID** : Adjust the input midrange of (10) to 0dB at the midpoint, no increase or decrease;
- (8).**BASS** : Adjust the input bass of (10) to 0dB at the midpoint, no increase or decrease;
- (9).**VOLUME**:Adjust the volume of (10) input port;
- (10).**INPUT**: Use 6.35 plugs to connect electronic drums, electric steel, bass and other musical instruments;

Safety matters

1. please keep this manual properly and follow the instructions.
2. please do not operate or store this product near water, such as swimming pool, basement, etc.
3. please wipe and clean the product with alcohol or bailiju. It is strictly prohibited to wash with water.
4. when the product is not used for a long time, please turn off the power switch and unplug the adapter plug.
5. please pay attention to safety during handling to avoid crushing and crushing.
6. in case of any fault, please try to return to the factory for maintenance; Or find a professional or repair under the guidance of a professional technician.
7. please keep the power cord and adapter properly to avoid the risk of electric shock;
8. this product can produce great sound pressure. Please increase the volume slowly from low to high to avoid temporary or permanent damage to hearing;Please turn the volume to the minimum before plugging in and out the audio cable, or plug in the cable before starting the machine

Packing

1. One iD-35 musical instrument speaker;
2. One DC18V 3A power adapter (non original adapter is strictly prohibited);
3. One AC power line;
4. One product manual;