

DX iC-100

Multifunctional
instrument amplifier

Product manual

Chinese



Product manuals

Welcome to use the iC-100 portable instrument speaker. To help you understand all the functions and precautions of the product, please read this manual carefully before use;

Product features

1. **Portable:** The product has a built-in lithium battery, making it convenient for outdoor use;
2. **Guitar and auxiliary functions:** mainly guitar playing and singing, but also equipped with Bluetooth, Mp3, recording, live broadcast and other functions, make this product more popular and practical;
3. **Triple frequency division:** This product adopts three independent power amplifiers and speakers to form a triple frequency division architecture; The sound is full and transparent, with clear layers;
4. **Main core:** Digital power amplifier paired with 5-rate power battery, while taking into account many advantages such as strong power, high endurance, lightweight, and long service life;
5. **Super fast charging:** Up to 100W fast charging protocol, suitable for 99% of mobile phones, computers, power banks, car chargers, and other chargers on the market;

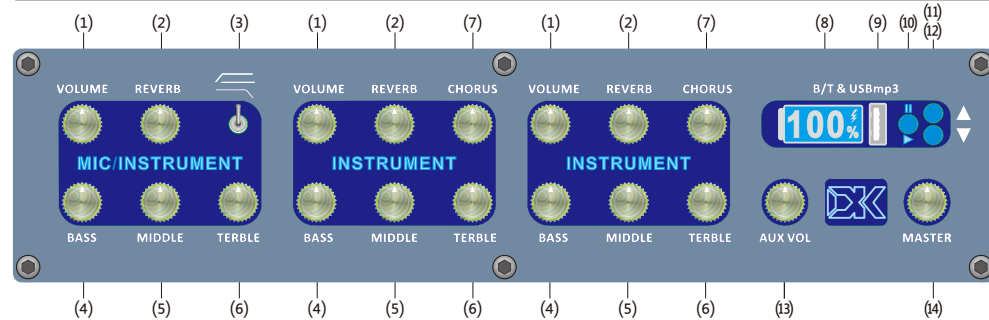
Parameters

Rated power: 100W
(bass 70W+mid 20W+high 10W)
Peak power: 150W
Speaker: bass 8-inch 150W; mid 3-inch 30W;
high 2.5-inch 15W;
Charger: Input AC110~240V 0.7A 50/60Hz;
Output Type-C DC5~20V PD 65W;
Charging: Type-C fast charging protocol:
SCP/VOOC/PD3.0/DRP Try. SRC/QC2.0
/QC3.0/QC3.0+;5~20V MAX 5A(100W);
Battery: DC14.8V/5200mA lithium-ion battery;

Channel 1: (Mic/instrument); SNR: 85dB;
Input: -15dB/2Kohm;
XLR/3.5 capacitor microphone:
BAL, 5V phantom power supply;
6.35 Dynamic microphone interface:
UNBAL, no phantom power supply;
EFX: Reverb;
EQ: BASS: ± 12dB 125Hz; MID: ± 12dB 2.5KHz;
High : ± 12dB 8KHz;
Channel 2/3: (instrument); SNR: 90dB;
Input: -8dB/10Kohm;
EFX: Reverb/Chorus;
EQ: BASS: ± 15dB 100Hz; MID: ± 15dB 1KHz;
High: ± 15dB 10KHz;

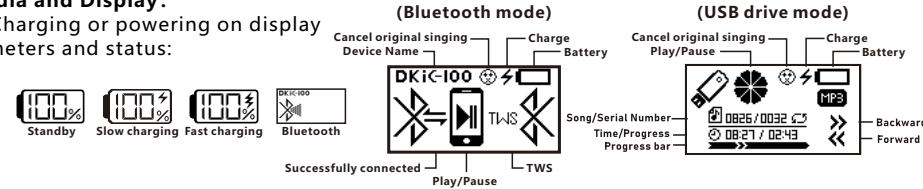
LINE: 6.35Jack, audio and speaker
synchronization;
D. I out: XLRJack, stereo;
LINK/AUX: 3.5Jack * input impedance 22Kohm;
SNR: 95dB;Input sensitivity: 15dB;
Phones: 3.5Jack, stereo;
Bluetooth: V5.0, obstacle free distance 15M;
TWS: Left channel of the main box,
right channel of the auxiliary box;
USB interface:
USB drive: FAT32 format, playing MP3 files;
D-LINK: paired with dedicated data cables;
Sound card: USB male to male data cable
connected to the computer;
FR: 20Hz-20KHz;
Charging time: fast charging (9-20V) 0.5-2H;
Slow charging (5V) for 5-10H;
Endurance: Playing and singing for 5-8H;
PV: L360 * W270 * H280mm;
DIM: L445 * W365 * H370 mm;
N W: 7KG;
G W: 8KG;

Control panel



MIC/INSTRUMENT:

- (1) **Volume:** Adjust the input volume of the corresponding channel;
- (2) **Reverb:** Adjust the reverberation effect of the corresponding channel;
- (3) **Tone SW:** Channel 1 voice switch, Low cut, original voice, high cut;
- (4) **Bass:** Adjust the bass intensity of the corresponding channel, with a middle 0dB;
- (5) **Middle:** Adjust the mid tone strength of the corresponding channel to 0dB in the middle;
- (6) **Treble:** Adjust the high pitch intensity of the corresponding channel, with a middle pitch of 0dB;
- (7) **Chorus:** Adjusting the choral effect of instrument channels;
- (8).LED: Charging or powering on display parameters and status:




- (9) . USB: Insert a USB drive to play music; Plug in a customized data cable to achieve D-link, or connect to a computer to use as a sound card;
- (10) Mode key: Switch and control functions between Bluetooth and USB mode (refer to: Multimedia mode), (A key);
- (11) Up key: Bluetooth and USB stick up Control key (B key);
- (12) . Down key: Bluetooth and USB stick up Control key (C key);
- (13) AUX VOL: Adjust the volume of accompaniment inputs such as Bluetooth/USB drive/ live streaming/sound card;
- (14) Total volume knob: can adjust the volume of the speaker (D. Out/Link/Phones are not controlled);

Multimedia mode

Standby: The default mode after startup, with the LCD displaying the battery level;
Bluetooth: Press the A key (10) to turn on Bluetooth, and the LCD (8) displays the Bluetooth status (the last paired device can automatically connect);Double click the A key to disconnect the current connection; Long press the A button to turn off Bluetooth; (When there is a USB drive, press and hold the A key to switch modes);Press the B key to go back to the previous song; Press the C key to move on to the next song; Press the B and C keys simultaneously to close the original song and enter KTV mode;
TWS: Two speakers of the same model can be turned on Bluetooth simultaneously, allowing TWS stereo playback;
MP3: USB drive mode (prompt sound) Music automatically plays, press the A key to play/pause; Press and hold the B key to go back to the previous track, and then press and hold to rewind quickly;Press and hold the C key to move on to the next song, and then press and hold to fast forward; Press the B and C keys simultaneously to remove the original song and enter KTV mode;

Rear panel



- (15) (17) **Balanced (CH 1):** built-in 5V power supply, capable of connecting 3.3V or 5V capacitor microphone);
- (16) **Unbalanced (CH 1):** can be connected to a dynamic microphone;
- (18) **Instrument 1 (CH 2):** it can connect Steel-string acoustic guitar, Classical guitar, blowpipe, Electronic keyboard and other instruments (mono jack);
- (19) **Instrument 2 (CH 3):** it can connect Steel-string acoustic guitar, Classical guitar, blowpipe, Electronic keyboard and other instruments (mono jack);

(20) **Type-C:** It can use a mobile phone/computer/car charger or a power bank (Protocol: Parameters Charging) between 5-20V, and the charging duration depends on the power and protocol of the charger;
(21) **Power switch:** Push up to turn on the machine, and when the battery level is above 10%, the entire machine enters the working state; Dialing to shut down;
(22) **Speaker series input:** can be connected to the series output port of another speaker for channel and power expansion;
(23) **Speaker series output:** can be connected to the series input port of another speaker for channel and power expansion;
(24) **Monitoring output:** it can output audio to the Mixing console, monitor speakers, high-power amplifiers and other external amplifiers as monitoring (stereo);
LINK/Live streaming:
(25). This interface can record the sound of the speaker playing and singing to the phone through the specified four mobile phone audio cables, and also transmit the phone's sound to the speaker for playback through this cable; Alternatively, use a regular three section 3.5 stereo cable to amplify MP3. CD, computer, TV, and other devices;

(26) **Phones:** It can be connected to stereo headphones and controlled by the Master (14) to make the speaker sound;

Note

Battery protection: When the battery is depleted, the product will lock and wait for the battery to recover to 10% or plug in the charger before starting up;When not using the product for a long time, it is recommended to fully charge it and turn it off for storage. The product should be maintained for charging and discharging every 3-6 months;
Battery display: Insert the charger to automatically light up the display screen, displaying the battery level and fast/slow charging icons;
Power saving mode: When the product has no signal input for 5 minutes, the panel backlight will turn to the breathing light state, the power amplifier will turn to silent mode, and output will stop; Waiting for signalWhen inputting, the automatic recovery backlight remains on, and the power amplifier restores output;

Safety matters

1. Please keep this manual properly.
2. Before using this product, please carefully read the instructions and follow the instructions.
3. Please pay attention to all warning signs and requirements
4. Please do not operate and store this product near water, such as bathtub, swimming pool, wet basement, etc.
5. Keep the product in an open and dry place while charging, and keep it away from combustible materials and heating materials.
6. Please wipe the cleaning products with a slightly wet cloth. Washing is strictly prohibited.
7. Please do not use any accessories and accessories not provided by the original factory.
8. Please turn off the power switch and unplug the adapter when the product is not used for a long time.
9. Taking the weight of this product into consideration, please pay attention to safety when carrying and avoid crushing and crushing injuries.
10. If the product breaks down, please find a professional repairman to carry out the repair or under the guidance of the professional master. If you cannot handle the problem, please send the product or accessories back to the original factory for us to handle
11. Please take good care of the power cord and adapter, do not break it to avoid leakage risk.
12. This product can generate great sound pressure. Please adjust the volume to a proper position when you use it, Please turn down the volume knob and turn on the power switch.
13. When not using the product for a long time, it is recommended to shut down the product after it is fully charged, and do charging and discharging maintenance for the product within 3-6 months;

Packing list

1. One iC-100 speaker;
2. One 65W power charger; (Type-C interface, PD protocol);
3. One product manual;
4. One speaker backpack;
5. One dynamic microphone;